



Popular Places to Work




Grade Level:

 10, 11

Domain:

 College & Career Exploration

TIME:

 30 Minutes

This lesson is designed to help students identify areas in the United States with the highest concentration of jobs based upon career cluster and specific occupation.

Objectives

Students will:

1. Learn about factors that influence the labor market.
2. Explore areas of the United States with specific career concentrations.
3. Explore how demands for careers may shape their postsecondary plans.

MEFA Pathway Activities

- My Careers
- Popular Places
- My Documents

Materials Needed

- Internet connection
- *Labor Market Discussion Prompts* (attached)

Vocabulary

- Labor Market
- Supply
- Demand

Future Ready Skills

- Communication
- Evaluating
- Creativity
- Critical Thinking

PART 1

CONTENT KNOWLEDGE



Using the Labor Market Discussion Prompts (attached), lead a class discussion on the following questions:

1. What is the labor market?
2. Why is labor market information important?
3. What factors impact the labor market?

PART 2

APPLYING INFORMATION

Have students log in to MEFA Pathway and click on **My Careers** under the *Discover Careers* tab. Students should view their career list and identify 2–3 career clusters and careers that appear on their list. Have students click on **Investigate Your Future** under the *Discover Careers* tab and click *GO* in the **Popular Places** box. Students should choose a career cluster and occupation (career) that matches one from their career list. Students should start to assess the areas in the U.S that have the highest concentration of jobs and skills based upon their selection.

PART 3

EVALUATING INFORMATION

While keeping the areas of the country that support their potential career path in mind, students should apply this information to their postsecondary plan. Have students again click on **My Careers** under the *Discover Careers* tab and then select a career from their **My Careers** list, which will open the details page of that career. Have students review the projected growth and wage information for that career. Students should repeat this for 3–5 careers.

PART 3

CRITICAL THINKING/CREATIVE APPLICATION

Students should create a presentation on software such as PowerPoint that highlights their top career choice (at this time) and details a prospective 10-year strategy plan.

- They should include the information listed below and it should be in their own words.
- The presentation should include appropriate graphics that add to the content on the slides.
- In addition to an opening slide (which should include a title, their name, the class, their teacher name, and the date), students should also have a concluding slide in which they reflect upon the career they are most interested in and why.

Upon completion, encourage students to click on *Home* in MEFA Pathway and then click *MY DOCUMENTS* to upload the final presentation to their MEFA Pathway account.

Details to Include for Top Career Choice

- Education plan including required level (high school diploma, certification, 2-year degree, 4-year degree)
- Programs of study/college major needed
- Wage based on experience
- Preparation required (experience, job training)
- Knowledge required
- Skills required
- State of residence while pursuing education plan
- State of residence following education plan

Labor Market Discussion Prompts

1. What is the labor market?

- The labor market, also known as the job market, refers to the supply and demand for employment; employees provide the supply, and employers provide the demand.
- The relationship between the supply and demand of labor can depend on variables such as job openings, labor competition, salaries, geography, and workplace conditions.

2. Why is understanding labor market information important?

- For students: Being knowledgeable and aware of certain data about careers, including trends, growth potential, and geographic concentration, can help students decide which occupation to pursue.
- For employers: Understanding how the labor market works can help employers assess how many employees to hire and how to leverage their skills to achieve long-term success.

3. What factors impact the labor market?

- Supply and demand: How many people are trained for an occupation? How many jobs are there?
- Language abilities: Do you need to be bilingual for this kind of work?
- Seasonal fluctuations: Is this work more in demand at certain times of year? For example, landscaping.
- Population: Is the demand for this work increasing or decreasing based on population patterns?
- Economy: How do economic factors influence job prospects?
- Technological advances: Has the field been impacted by recent changes in technology? For example, online shopping.
- Skills and abilities: What skills and abilities are essential to this kind of work?

GRADING RUBRIC FOR PRESENTATIONS

CATEGORY	EXCELLENT	GOOD	SATISFACTORY	NEEDS IMPROVEMENT
	4	3	2	1
Content Accuracy	All content in the presentation is accurate. There are no factual errors.	Most of the content is accurate but there is one piece of information that seems inaccurate.	The content is generally accurate, but one piece of information is clearly inaccurate	The content is confusing or contains more than one factual error.
Sequencing of Information	The information is organized in a clear, logical way.	Most information is organized in a clear, logical way.	Some information is logically sequenced.	There is no clear plan for the organization of information.
Effectiveness	The presentation includes all the material needed to give a good understanding of the topic.	The presentation lacks one or two key elements.	The presentation is missing more than two key elements.	The presentation lacks several key elements and has inaccuracies.
Use of Graphics	All graphics are attractive (size and colors) and support the topic of the presentation	A few graphics are not attractive, but all support the topic of the presentation.	All graphics are attractive, but a few do not support the topic of the presentation	Several graphics are unattractive AND detract from the content of the presentation.
Font Choice & Formatting	Font formats (size, bold, italic) have been carefully planned to enhance readability and content.	Font formats have been carefully planned to enhance readability.	Font formats have been carefully planned to complement the content. It may be a little hard to read.	Font formatting makes it very difficult to read the material.
Conventions. The student uses proper grammar, punctuation, and spelling.	The presentation has no misspellings or grammatical errors.	The presentation has 1- 2 misspellings, but no grammatical errors.	The presentation has 1- 2 grammatical errors but no misspellings.	The presentation has more than 2 grammatical and/ or spelling errors.